

CURRICULUM VITAE

Name

Vittorio Colantuoni

Department of Sciences and Technologies

University of Sannio

Via Port'Arsa, 11

82100 Benevento,

Italy

Phone +39-0824-305102

e-mail:colantuoni@unisannio.it

vittorio.colantuoni@gmail.com

Position Title

Full Professor of Molecular Biology

EDUCATION AND TRAINING

M.D. Degree	University of Naples,	1974
Post-graduate Specialization in Clinical Biochemistry	University of Naples,	1978
University Researcher	University of Naples,	1980
Associate Professor	University of Naples,	1986
Full Professor	University of Reggio Calabria	1994
Full Professor	University of Sannio	1998

RESEARCH AND PROFESSIONAL EXPERIENCE

Post-Doctoral Fellow	New York University, NY, USA Department of Pathology	1978-1982
Long term EMBO Fellow	EMBL – Heidelberg (D)	1982-1984
Staff Scientist	EMBL – Heidelberg (D)	1984-1985
Visiting Professor Fellow	Institute of Cancer Research Columbia University, NY, USA	1988

SCIENTIFIC SOCIETIES

2014 Member, SIBBM (Italian Society of Biophysics and Molecular Biology)

INSTITUTIONAL APPOINTMENTS

Dean of the Faculty of Sciences	University of Sannio, Benevento	2000-2006
Pro-Rector	University of Sannio, Benevento	2006-2009

FUNDING (Last 5 Years)

- 2013 Progetto Bandiera Epigenomica (EPIGEN) del MIUR-CNR, Responsabile UO-Sannio;
- 2016 Progetto AGER Fondazione in Rete Per la Ricerca Agroalimentare, Responsabile UO-Sannio;
- 2010-2015 Progetto AGRIGENET Network per la salvaguardia e la gestione delle risorse genetiche agro-alimentari della Campania, Responsabile UO-Sannio;
- 2012-2015 Fondi AIL (Associazione Italiana per la cura delle leucemie e linfomi).

CURRENT RESEARCH INTERESTS

Gli interessi scientifici più recenti sono i seguenti: 1. Identificazione e analisi funzionale di microRNA coinvolti nella patogenesi dei tumori del colonretto; 2. Modificazioni epigenetiche e loro ruolo nella transizione epitelio-mesenchimale dei tumori del colon e della prostata; 3. Studio del ruolo dei recettori nucleari attivati dai proliferatori dei perossisomi (PPAR) in condizioni di differenziamento, infiammazione e trasformazione neoplastica; 4. Rapporto dei geni clock con gli eventi della trasformazione cellulare.

The most recent scientific interests are: 1. Identification and functional analysis of microRNAs involved in colorectal cancer pathogenesis; 2. Epigenetic modifications and their role in the Epithelial-Mesenchymal transition in colorectal and prostate cancers; 3. Role of the peroxisome proliferator activated receptors (PPARs) during cell differentiation, inflammation and tumorigenesis; 4. Clock genes and their relationship with cell transformation.

10 SELECTED PUBLICATIONS

- 1) Colangelo T, Polcaro G, Muccillo L, D'Agostino G, Rosato V, Ziccardi P, Lupo A, Mazzoccoli G, Sabatino L, **Colantuoni V**.
Friend or foe? The tumour microenvironment dilemma in colorectal cancer.
Biochim Biophys Acta (Review on cancer). 2016 Nov 16. pii: S0304-419X(16)30100-7. doi: 10.1016/j.bbcan.2016.11.001. [Epub ahead of print] Review.
- 2) Colangelo T, Polcaro G, Ziccardi P, Muccillo L, Galgani M, Pucci B, Milone MR, Budillon A, Santopaolo M, Mazzoccoli G, Matarese G, Sabatino L, **Colantuoni V**.
The miR-27a-calreticulin axis affects drug-induced immunogenic cell death in human colorectal cancer cells
Cell Death and Disease Volume 7, Issue 2, 25 February 2016, e2108
- 3) Mazzoccoli G, Laukkanen MO, Vinciguerra M, Colangelo T, **Colantuoni V**.
A Timeless Link Between Circadian Patterns and Disease.
Trends Mol Med. 2016 Jan;22(1):68-81. doi: 10.1016/j.molmed.2015.11.007. Review.
- 4) Sabatino L, Fucci A, Pancione M, Carafa V, Nebbioso A, Pistore C, Babbio F, Votino C, Laudanna C, Ceccarelli M, Altcci L, Bonapace IM, **Colantuoni V**.
UHRF1 coordinates peroxisome proliferator activated receptor gamma (PPARG) epigenetic silencing and mediates colorectal cancer progression.
Oncogene Volume 31, Issue 49, 6 December 2012, Pages 5061-5072
- 5) Sabatino L, Casamassimi A, Peluso G, Barone MV, Capaccio D, Migliore C, Bonelli P, Pedicini A, Febraro A, Ciccodicola A, **Colantuoni V**.

A novel peroxisome proliferator-activated receptor gamma isoform with dominant negative activity generated by alternative splicing.

J Biol Chem. 2005 Jul 15;280(28):26517-25.

Preservation of light signaling to the suprachiasmatic nucleus in vitamin A-deficient mice.

Thompson CL, Blaner WS, Van Gelder RN, Lai K, Quadro L, Colantuoni V, Gottesman ME, Sancar A.

Proc Natl Acad Sci U S A. 2001 Sep 25;98(20):11708-13.

6) A novel case of multiple endocrine neoplasia type 2A associated with two de novo mutations of the RET protooncogene.

Tessitore A, Sinisi AA, Pasquali D, Cardone M, Vitale D, Bellastella A, Colantuoni V.

J Clin Endocrinol Metab. 1999 Oct;84(10):3522-7.

7) Impaired retinal function and vitamin A availability in mice lacking retinol-binding protein.

Quadro L, Blaner WS, Salchow DJ, Vogel S, Piantedosi R, Gouras P, Freeman S, Cosma MP, Colantuoni V, Gottesman ME.

EMBO J. 1999 Sep 1;18(17):4633-44.

8) Negative control of liver-specific gene expression: cloned human retinol-binding protein gene is repressed in HeLa cells.

Colantuoni V, Pirozzi A, Blance C, Cortese R.

EMBO J. 1987 Mar;6(3):631-6.

9) Cloning and sequencing of a full length cDNA coding for human retinol-binding protein.



Colantuoni V, Romano V, Bensi G, Santoro C, Costanzo F, Raugei G, Cortese R.

Nucleic Acids Res. 1983 Nov 25;11(22):7769-76.

10) Amplification of integrated viral DNA sequences in polyoma virus-transformed cells.


Colantuoni V, Dailey L, Basilico C.

Proc Natl Acad Sci U S A. 1980 Jul;77(7):3850-4.



Richard

Cognome COLANTUONI
 Nome VITTORIO
 nato il 09/11/1949
 (atto n. 292 P. § A)
 a Montesarchio ()
 Cittadinanza italiana
 Residenza MONTESARCHIO
 Via VIA TESA CENTRO n.48-p.00
 Stato civile CONIUGATO
 Professione MEDICO-CHIRURGO
 CONNOTATI E CONTRASSEGNI SALIENTI
 Statura 1.68
 Capelli BRIZZOLATI
 Occhi NERI
 Segni particolari NESSUNO


 Firma del titolare *Vittorio Colantuoni*
 MONTESARCHIO il 30-06-2015
 Impronta del dito indice sinistro
 DELEGATO
 LUCIA TINUCCI
 DIR. SEGR. 0,34
 IMP. FISSO 10